

NEW ERA HIGH SCHOOL, PANCHGANI  
MATH ASSIGNMENT-2 Class II

|                   |   |
|-------------------|---|
| UNIT              | Take a Flashback  |
| Time Line         | Total 1week ( 4 May to 9 May 2020)  |
| TOPIC             | <ul style="list-style-type: none"> <li>• Biggest to smallest</li> <li>• Addition and subtraction</li> <li>• Patterns</li> <li>• Time</li> <li>• Multiplication</li> </ul>   |
| Objective         | <ul style="list-style-type: none"> <li>• To find out which is the biggest and which one is the smallest thing.</li> <li>• To revise one digit addition and subtraction.</li> <li>• To recall the skill of finding patterns.</li> <li>• To read the correct time.</li> <li>• To recall the multiplication sums by one digit.</li> </ul>  |
| Learning Outcomes | <ul style="list-style-type: none"> <li>• The children are able to recall what they have learned in class one.</li> <li>• To practice all the concepts learned.</li> </ul>   |
| Activity          | <ul style="list-style-type: none"> <li>• Draw two picture patterns of your own and colour them. (2 marks)</li> <li>• Draw and write the name of the biggest and the smallest animal you have seen. (1 mark)</li> <li>• Find out how much time does your mom take to cook food for your family. Draw a clock to show the starting time and ending time. (1 marks)</li> <li>• Write the biggest two digit number. Add the digits and find out the total of those number.(1 mark)</li> </ul> |
| Submission        | For Activities: Please ensure that your child completes the activities given in the time allotted and gets the entire collection along physically to school once we reopen. The activities should   |


|             |  |
|-------------|--|
|             | <p>be solved on a separate sheet/booklet or a separate project as the marks indicated will be included for internal assessment.</p> <p>For Assignments: Kindly ensure your child completes the given assignment in the same week mentioned. These assignments have to be solved in their own handwriting on a separate new sheet and after completion the scanned copy or an image (clear picture taken on a mobile) to be mailed to the teacher. Kindly take note of the date of submission</p> <p>Students should solve the worksheet attached and submit by 9 May 2020.</p> <p>For any queries you may contact me on <a href="mailto:laxman.papal@nehs.in">laxman.papal@nehs.in</a><br/>Contact No: Mr. Laxman Papal: 09764610366</p> |
| Moral Value | We can achieve the biggest tasks with the help of mighty efforts and blessings of the Almighty God.  |
| Resources   | Class II text book of Math based on N.C.E.R.T.<br><a href="https://drive.google.com/folderview?id=1fTRvhiriVwY-dP4m2uxQDi0AE_XD8vXK">https://drive.google.com/folderview?id=1fTRvhiriVwY-dP4m2uxQDi0AE_XD8vXK</a>  |

### Assignment Two

#### Q1. Add and write the total.

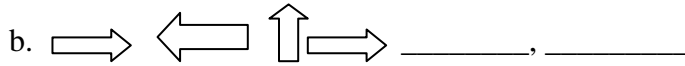
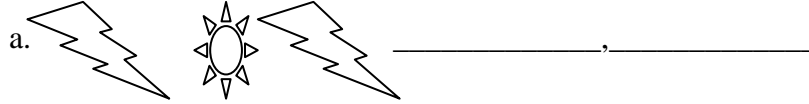
- a. 6            b. 5            c. 8            d. 9            e. 2 3
- +4            +6            +7            +8            +30

#### Q2. Circle the biggest and cross out the smallest.



|  |  |
|--|--|
|  |  |
|--|--|

**Q3. Complete the patterns given.**



**Q4. Draw and show the correct time.**

3:30

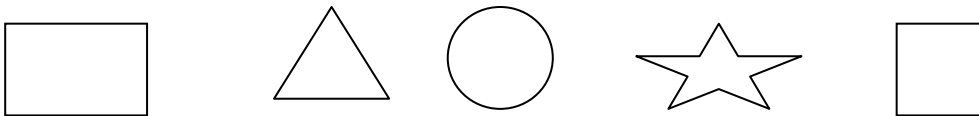
**Q5. Fill in the blanks.**

a.  $2 \times 4 = \underline{\quad}$     b.  $5 \times 3 = \underline{\quad}$     c.  $3 \times 8 = \underline{\quad}$

**Q6. Find the product of the following.**

|            |            |            |            |
|------------|------------|------------|------------|
| a. 3       | b. 5       | c. 8       | d. 9       |
| <u>x 4</u> | <u>x 0</u> | <u>x 1</u> | <u>x 3</u> |

**Q7. Colour the shapes according to the given instructions:**



- Colour the shape blue which is after the circle.
- Colour the shape red which is before the circle.
- Colour the shape yellow which is before the triangle.
- Colour the shape green which is after the star.

\*\*\*\*\*