

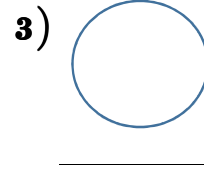
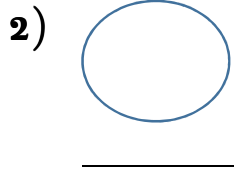
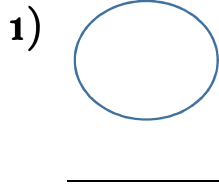
	New Era High School, Panchgani
	Hindi Plan 3 Class III
Unit	Basic Hindi
Date	11 <sup>th</sup> May – 16 <sup>th</sup> May 2020 [ Week 3 ]
Topic	Barakhadi, fruits & colours name
Resources	Things around them , notebook, pencil, colors etc.
Objectives	<ul style="list-style-type: none"> <li>To understand and learn barakhadi</li> <li>To know fruits and colours names in Hindi</li> <li>To learn how to make words with vyanjans and matras</li> <li>To learn how to add the matras to vyanjans</li> <li>To learn the words with correct pronunciation.</li> </ul>
Learning Outcomes	<ul style="list-style-type: none"> <li>To be able to recognize vyanjans and read the words.</li> <li>To be able to give the correct matras to the vyanjans</li> <li>To be able to write the barakhadi.</li> <li>To be able to learn the fruits names in Hindi.</li> <li>To be able to learn colours names in Hindi.</li> <li>To be able to read the words with correct pronunciation.</li> </ul>
Activity	<ul style="list-style-type: none"> <li>आपके पसंद के किन्हीं चार फलों के चित्र बनाकर उनके नाम लिखिए। <b>2 marks</b></li> <li>हिन्दी व्यंजन अपनी सुंदर लिखावट में लिखिए। <b>3 mark</b></li> </ul>
Submission	<p><b>Activities:</b> Please ensure that your child completes the activities given in the time allotted and gets the entire collection along physically to school once we reopen. The activities should be solved on a separate sheet/booklet or a separate project as the marks indicated will be included for internal assessment.</p> <p><b>Assignments:</b> Kindly ensure your child completes the given assignment in the same week mentioned. These assignments have to be solved in their own handwriting on a separate new sheet and after completion the scanned copy or an image (clear picture taken on a mobile) to be mailed to the teacher. Kindly take note of the date of submission.</p> <p>Also, please ensure the sheet contains the name of your child, his/her class, the name of the subject and the worksheet number. For e.g. Name: Rudra Bahadursingh Class – III Subject- Hindi Worksheet No - 3 The same should reflect in the subject line of your email.</p> <p><b>Note</b> – Students should do the attached worksheet on separate paper and submit <b>before 16<sup>th</sup> May 2020</b></p> <p><b>Email ID-</b> <a href="mailto:ranjana.kumbhar@nehs.in">ranjana.kumbhar@nehs.in</a></p> <p><b>Phone Number - 9359125071 , 7875517381</b></p>
Moral Value	When the swar, their matras and vyanjans are united, they form a meaningful word or sentence. Same way we have to be united to make the world peaceful place.

Worksheet – 3

Name .....

Std.....

प्रश्न 1) नीचे दिए गए गोलों में अपने पसंद के रंग भरकर उनके नाम लिखिए।



प्रश्न 2) नीचे दिए गए व्यंजनों की बारहखड़ी लिखिए।

1) त \_\_\_\_\_  
\_\_\_\_\_

2) च \_\_\_\_\_  
\_\_\_\_\_

प्रश्न 3) नीचे दिए गए व्यंजन और मात्राओं को मिलाकर लिखिए।

1) न + ी = \_\_\_\_\_

2) स + े = \_\_\_\_\_

3) म + ो = \_\_\_\_\_

4) व + ु = \_\_\_\_\_

ब) नीचे दिए गए शब्दों में खाली जगह भरिए। जैसे - बक\_\_\_\_ - बकरी

1) खर\_\_\_\_श

2) छत\_\_\_\_

3) \_\_\_\_\_माटर

4) \_\_\_\_\_लास

\*\*\*\*\*